




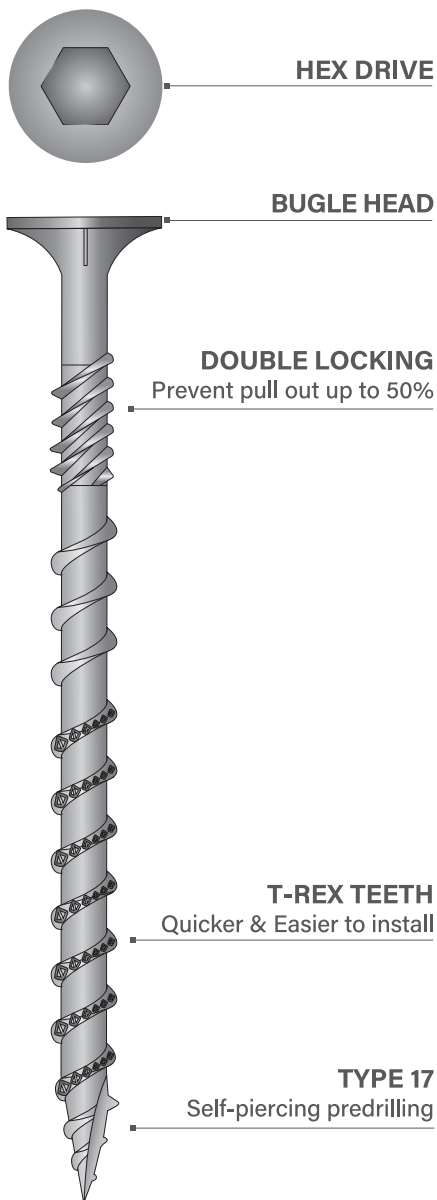
2024 SCREW SERIES

www.ecko.co.nz



T-REX17® BATTEN SCREW

Bugle Head Hex Drive - OutDoor XGuard, 316 S/Steel



■ Features & Benefits


■ **HEAD**
Bugle Head

■ **DRIVE**
Hex drive

■ **FINISH**



OutDoor XGuard Premium Coating.
Salt Spray Test exceeds 1000 hours.
Independently tested in New Zealand.



Boardwalks



Pergolas



Retaining walls



SCAN THE CODE

FOR MORE INFO

*Please refer to the technical specification for fastener requirements or installation manual for each specific application you are working with.

T-REX17®

BATTEN SCREW


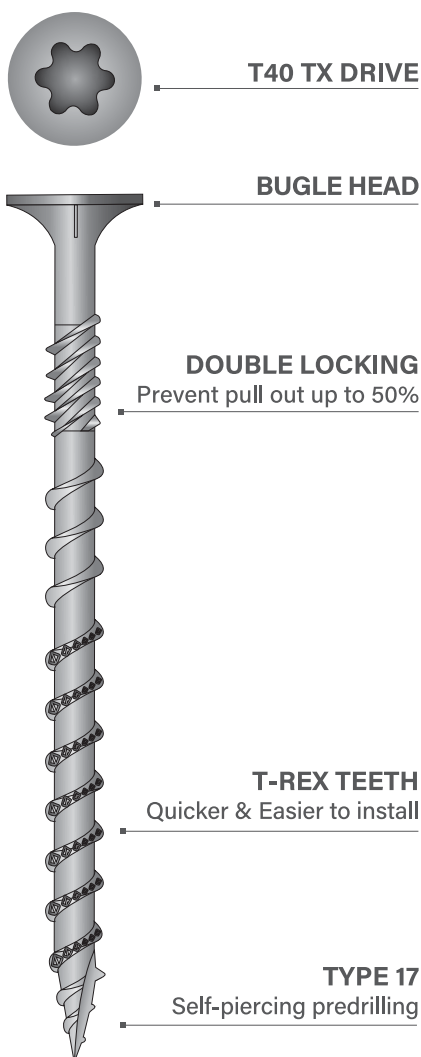
Bugle Head Hex Drive - OutDoor XGuard, 316 S/Steel

DIA.	LENGTH (mm)	PRODUCT CODE	PCS/PACK	PACK / OUTER
OutDoor XGuard				
14G	50	BBC414G50L-25	25	6
		BBC414G50L-100	100	5
	65	BBC414G65L-25	25	6
		BBC414G65L-100	100	5
	75	BBC414G75L-25	25	6
		BBC414G75L-100	100	5
		BBC414G75L-250	250	4
		BBC414G75L-500	500	1
	90	BBC414G90L-25	25	6
		BBC414G90L-100	100	5
		BBC414G90L-250	250	4
		BBC414G90L-500	500	1
	100	BBC414G100L-25	25	6
		BBC414G100L-100	100	5
		BBC414G100L-250	250	4
		BBC414G100L-500	500	1
	125	BBC414G125L-25	25	6
		BBC414G125L-100	100	5
		BBC414G125L-250	250	4
		BBC414G125L-500	500	1
	150	BBC414G150L-25	25	6
		BBC414G150L-100	100	5
		BBC414G150L-250	250	4
		BBC414G150L-500	500	1
	200	BBC414G200L-25	25	6
		BBC414G200L-100	100	5
316 Stainless Steel				
14G	75	BBSS14G75-25	25	6
		BBSS14G75-100	100	5
		BBSS14G75-250	250	4
		BBSS14G75-500	500	1
	90	BBSS14G90-25	25	6
		BBSS14G90-100	100	5
		BBSS14G90-250	250	4
		BBSS14G90-500	500	1
	100	BBSS14G100-25	25	6
		BBSS14G100-100	100	5
		BBSS14G100-250	250	4
		BBSS14G100-500	500	1
	125	BBSS14G125-25	25	6
		BBSS14G125-100	100	5
		BBSS14G125-250	250	4
		BBSS14G125-500	500	1
	150	BBSS14G150-25	25	6
		BBSS14G150-100	100	5
		BBSS14G150-250	250	4
		BBSS14G150-500	500	1



T-REX17® BATTEN SCREW

Bugle Head TX Drive - 304 S/Steel



Features & Benefits

HEAD
Bugle Head

DRIVE
T40 TX drive

FINISH



Boardwalks



Pergolas



Retaining walls




*Please refer to the technical specification for fastener requirements or installation manual for each specific application you are working with.

DIA.	LENGTH (mm)	PRODUCT CODE	DRIVE	PCS/PACK	PACK / OUTER
304 Stainless Steel					
14G	75	BB30414G75-25	T40 TX Drive	25	6
		BB30414G75-100	T40 TX Drive	100	5
	100	BB30414G100-25	T40 TX Drive	25	6
		BB30414G100-100	T40 TX Drive	100	5
	125	BB30414G125-25	T40 TX Drive	25	6
		BB30414G125-100	T40 TX Drive	100	5

T-REX17® PURLIN SCREW

Countersunk Head TX Drive - Blue Ruspert



Features & Benefits

- HEAD**
Countersunk Head
- DRIVE**
T25 TX drive
- FINISH**

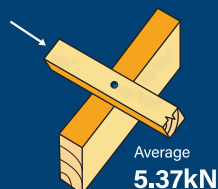


**MEET AND BEAT
NZ STANDARDS**

Fixing Guide											
This is a guide ONLY, reference Table 10,10, section 10 of NZS 3604:2011											
Maximum spacing and fixing											
Purlin Size	Max. SPAN	Low		Medium		High		Very High		Extra High	
		Spacing	Fixing	Spacing	Fixing	Spacing	Fixing	Spacing	Fixing	Spacing	Fixing
70 x 45	900mm	900mm	S	900mm	T	900mm	T	900mm	*	900mm	T2
70 x 45	900mm	1200mm	T	1200mm	T	1200mm	*	1050mm	T2	900mm	T2
70 x 45	900mm	1800mm	T	1800mm	T2	1400mm	T2	1050mm	T2	900mm	T2
70 x 45	1200mm	1200mm	T	1150mm	T	800mm	T	600mm	*	500mm	*
70 x 45	1200mm	1300mm	T	1150mm	T	800mm	T	600mm	*	500mm	*
90 x 45	1200mm	1700mm	T	1450mm	T2	1000mm	T2	750mm	T2	650mm	T2
Fixing Type		Description							Alternative Fixing Capacity (kN)		
S		2 / 90 x 3,15mm framing nails							0,8		
T		1 / 10g x 80mm ECKO T-REX17® Purlin Screws							5,37		
T2		2 / 10g x 80mm ECKO T-REX17® Purlin Screws							10,34		
NOTE: All fixing types are determined as required for the higher uplift loads at the periphery of the roof (based on local pressure factors in AS/NZS1170.2)											

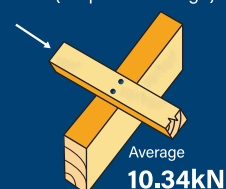
PURLIN / BATTEN

1 x ECKO T-REX17® Purlin Screw
10g x 80mm



PURLIN / BATTEN

2 x ECKO T-REX17® Purlin Screw
10g x 80mm
(for purlin on edge)

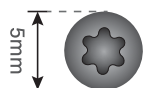


*Please refer to the technical specification for fastener requirements or installation manual for each specific application you are working with.

DIA.	LENGTH (mm)	PRODUCT CODE	DRIVE	PCS/PACK	PACK / OUTER
Blue Ruspert					
10G	80	DCSPU10G80-250	T25 TX Drive	250	5

T-REX17® JOLTSCREW

Jolt Head TX Drive - OutDoor XGuard



T15 TX DRIVE



DRIVER BIT
INCLUDED



ECKO-FRIENDLY
PACKAGING

JOLT HEAD

DOUBLE LOCKING

Prevent pull out up to 50%

T-REX TEETH

Quicker & Easier to install

TYPE 17

Self-piercing predrilling

Features & Benefits

HEAD

Jolt Head - A small head (5mm) for applications where the head is required to be concealed

ENDORSEMENT

Southern Pine Products
Hume Pine
Niagara
OTC Timber

DRIVE

T15 TX drive

FINISH



OutDoor XGuard
Premium Coating.
Salt Spray Test
exceeds 1000 hours.
Independently tested
in New Zealand.



Weatherboard

Windows

Door frame

SCAN THE CODE



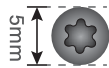
FOR MORE INFO

*Please refer to the technical specification for fastener requirements or installation manual for each specific application you are working with.

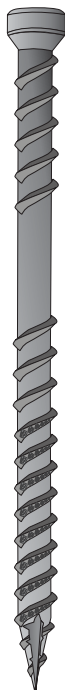
DIA.	LENGTH (mm)	PRODUCT CODE	DRIVE	PCS/PACK	PACK / OUTER
OutDoor XGuard					
8G	65	WDJC48G65-100	T15 TX Drive	100	6
	65	WDJC48G65-500	T15 TX Drive	500	5
	75	WDJC48G75-100	T15 TX Drive	100	6
	75	WDJC48G75-500	T15 TX Drive	500	5
	90	WDJC48G90-250	T15 TX Drive	250	5

T-REX17® JOLTSCREW

Jolt Head TX Drive - 316 S/Steel



T15 TX DRIVE



JOLT HEAD

DOUBLE LOCKING

Prevent pull out up to 50%

T-REX TEETH

Quicker & Easier to install

TYPE 17

Self-piercing predrilling



**DRIVER BIT
INCLUDED**



**ECKO-FRIENDLY
PACKAGING**

Features & Benefits

HEAD

Jolt Head - A small head (5mm) for applications where the head is required to be concealed

ENDORSEMENT

Southern Pine Products
Hume Pine
Niagara
OTC Timber

DRIVE

T15 TX drive

FINISH



HOLDING POWER

JoltScrew has 6 times more holding power than jolt head nail.

FIXING TYPE	Withdrawal in pine - 31mm penetration (LPL - kN)	Head pull through in weatherboard 19mm thick (LPL - kN)
JoltScrew SS316 8g x 75mm	3.89	1.48
JoltScrew SS316 8g x 90mm	5.29	1.48
Jolt Head Nail 75 x 3.15mm	0.66	0.56
Jolt Head Nail 60 x 2.80mm	0.54	0.32

Weatherboard

Windows

Door frame

SCAN THE CODE



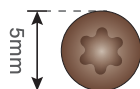
FOR MORE INFO

*Please refer to the technical specification for fastener requirements or installation manual for each specific application you are working with.

DIA.	LENGTH (mm)	PRODUCT CODE	DRIVE	PCS/PACK	PACK / OUTER
316 Stainless Steel					
8G	65	WDJ3168G65-100	T15 TX Drive	100	6
	75	WDJ3168G65-500	T15 TX Drive	500	5
	65	WDJ3168G75-100	T15 TX Drive	100	6
	75	WDJ3168G75-500	T15 TX Drive	500	5
	90	WDJ3168G90-250	T15 TX Drive	250	5

T-REX17® JOLTSCREW

Jolt Head TX Drive - 316 S/Steel Bronze



T15 TX DRIVE

JOLT HEAD

DOUBLE LOCKING
Prevent pull out up to 50%

T-REX TEETH
Quicker & Easier to install


TYPE 17
Self-piercing predrilling



Features & Benefits

- HEAD**
Jolt Head - A small head (5mm) for applications where the head is required to be concealed
- DRIVE**
T15 TX drive

FINISH



Timber
Cladding

Timber
Weatherboard

SCAN THE CODE



FOR MORE INFO

*Please refer to the technical specification for fastener requirements or installation manual for each specific application you are working with.

DIA.	LENGTH (mm)	PRODUCT CODE	DRIVE	PCS/PACK	PACK / OUTER
316 Stainless Steel Bronze					
8G	75	WDJBZ8G75-100	T15 TX Drive	100	6
	75	WDJBZ8G75-400	T15 TX Drive	400	5

T-REX17® JOLTSCREW


Jolt Head TX Drive - 316 S/Steel Black



Features & Benefits

- HEAD**
Jolt Head - A small head (5mm) for applications where the head is required to be concealed
- DRIVE**
T15 TX drive

FINISH




*Please refer to the technical specification for fastener requirements or installation manual for each specific application you are working with.

DIA.	LENGTH (mm)	PRODUCT CODE	DRIVE	PCS/PACK	PACK / OUTER
316 Stainless Steel Black					
8G	75	WDJBK8G75-100	T15 TX Drive	100	6
	75	WDJBK8G75-400	T15 TX Drive	400	5

T-REX17® SteelZipz SCREWS

Jolt Head TX Drive - 316 S/Steel Bi-Metal

COMING
SOON



Features & Benefits

DRIVE
T20 TX drive

FINISH



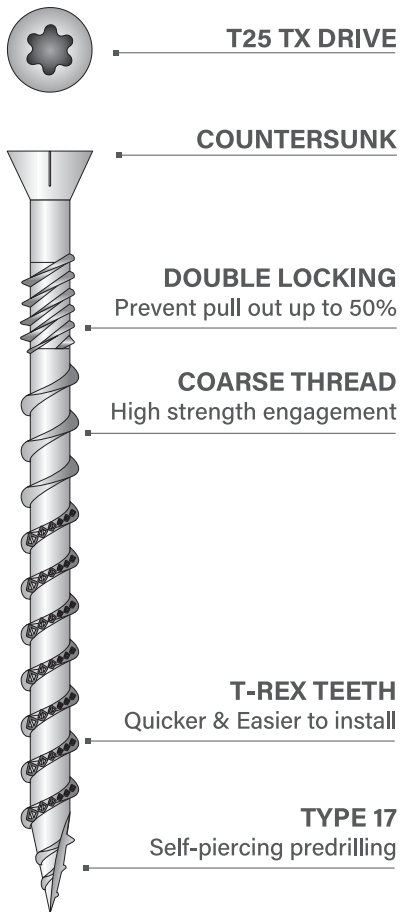
Applications
Timber-to-Steel
Steel Frame

DIA.	LENGTH (mm)	PRODUCT CODE	DRIVE	PCS/PACK	PACK / OUTER
316 Stainless Steel	65	WDJBI10G65-400	T20 TX Drive	400	5

T-REX17®


DECKING SCREW - 304 S/STEEL

Countersunk Head TX Drive - T-REX Teeth, Type 17



Features & Benefits

- HEAD**
Countersunk Head
- DRIVE**
T25 TX drive
- FINISH**



Pine decking

*Please refer to the technical specification for fastener requirements or installation manual for each specific application you are working with.

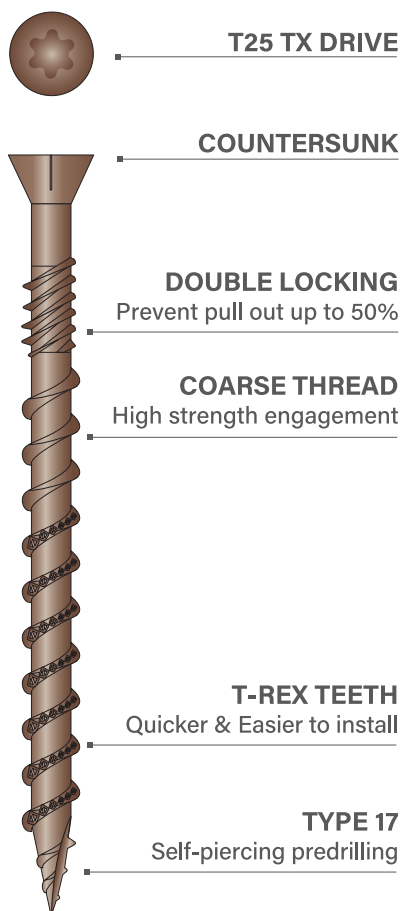
DIA.	LENGTH (mm)	PRODUCT CODE	DRIVE	PCS/PACK	PACK / OUTER
304 Stainless Steel					
10G	60	DCS30410G60-50	T25 TX Drive	50	6
	60	DCS30410G60-250	T25 TX Drive	250	5
	60	DCS30410G60-500	T25 TX Drive	500	4
	60	DCS30410G60-1K	T25 TX Drive	1000	1
	65	DCS30410G65-50	T25 TX Drive	50	6
	65	DCS30410G65-250	T25 TX Drive	250	5
	65	DCS30410G65-500	T25 TX Drive	500	4
	65	DCS30410G65-1K	T25 TX Drive	1000	1
	75	DCS30410G75-50	T25 TX Drive	50	6
	75	DCS30410G75-250	T25 TX Drive	250	5
	75	DCS30410G75-500	T25 TX Drive	500	4
	75	DCS30410G75-1K	T25 TX Drive	1000	1

T-REX17®

DECKING SCREW - 304 S/STEEL BRONZE


Countersunk Head TX Drive - T-REX Teeth, Type 17

COMING
SOON



Features & Benefits

- **HEAD**
Countersunk Head
- **DRIVE**
T25 TX drive
- **FINISH**



Pine decking

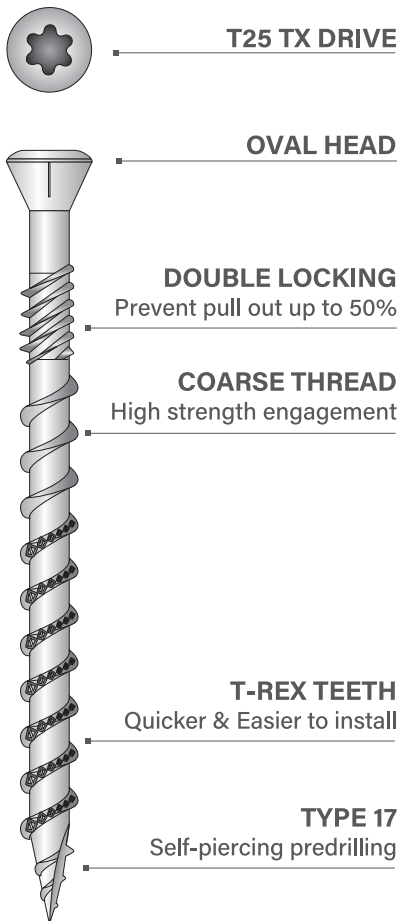


*Please refer to the technical specification for fastener requirements or installation manual for each specific application you are working with.

DIA.	LENGTH (mm)	PRODUCT CODE	DRIVE	PCS/PACK	PACK / OUTER
304 Stainless Steel Bronze					
10G	65	DCS304BZ10G65-250	T25 TX DRIVE	250	5
	65	DCS304BZ10G65-1K	T25 TX DRIVE	1000	1

T-REX17® DECKING SCREW - 304 S/STEEL

Oval Head TX Drive - T-REX Teeth, Type 17



Features & Benefits

- HEAD**
Oval Head
- DRIVE**
T25 TX drive
- FINISH**



Pine decking

SCAN THE CODE



FOR MORE INFO

*Please refer to the technical specification for fastener requirements or installation manual for each specific application you are working with.

DIA.	LENGTH (mm)	PRODUCT CODE	DRIVE	PCS/PACK	PACK / OUTER
304 Stainless Steel					
10G	60	DOV30410G60-50	T25 TX Drive	50	6
	60	DOV30410G60-250	T25 TX Drive	250	5
	60	DOV30410G60-500	T25 TX Drive	500	4
	60	DOV30410G60-1K	T25 TX Drive	1000	1
	65	DOV30410G65-50	T25 TX Drive	50	6
	65	DOV30410G65-250	T25 TX Drive	250	5
	65	DOV30410G65-500	T25 TX Drive	500	4
	65	DOV30410G65-1K	T25 TX Drive	1000	1
	75	DOV30410G75-50	T25 TX Drive	50	6
	75	DOV30410G75-250	T25 TX Drive	250	5
	75	DOV30410G75-500	T25 TX Drive	500	4
	75	DOV30410G75-1K	T25 TX Drive	1000	1

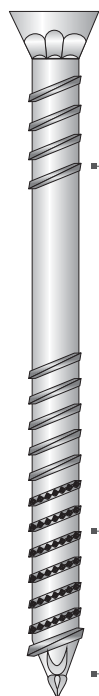
T-REX17®

DECKING SCREW - 316 S/STEEL

Trim Head TX Drive - T-REX Teeth, Reverse Tip



T20 & T25 TX DRIVE



TRIM HEAD

DOUBLE LOCKING
Prevent pull out up to 50%

T-REX TEETH
Quicker & Easier to install

REVERSE TIP
Minimizes splitting



DRIVER BIT INCLUDED

ECKO-FRIENDLY PACKAGING

Features & Benefits

HEAD

Trim Head


DRIVE

T20 TX drive (10G)
T25 TX drive (12G)

FINISH




ENDORSEMENT



Kwila decking

Garapa decking

Vitex decking



*Please refer to the technical specification for fastener requirements or installation manual for each specific application you are working with.

DIA.	LENGTH (mm)	PRODUCT CODE	DRIVE	PCS/PACK	PACK / OUTER
316 Stainless Steel					
10G	60	DTR31610G60-50	T20 TX Drive	50	6
	60	DTR31610G60-250	T20 TX Drive	250	5
	60	DTR31610G60-500	T20 TX Drive	500	4
	60	DTR31610G60-1K	T20 TX Drive	1000	1
	65	DTR31610G65-50	T20 TX Drive	50	6
	65	DTR31610G65-250	T20 TX Drive	250	5
	65	DTR31610G65-500	T20 TX Drive	500	4
	65	DTR31610G65-1K	T20 TX Drive	1000	1
	75	DTR31610G75-50	T20 TX Drive	50	6
	75	DTR31610G75-250	T20 TX Drive	250	5
	75	DTR31610G75-500	T20 TX Drive	500	4
	75	DTR31610G75-1K	T20 TX Drive	1000	1
12G	65	DTR31612G65-50	T25 TX Drive	50	6
	65	DTR31612G65-250	T25 TX Drive	250	5
	75	DTR31612G75-50	T25 TX Drive	50	6
	75	DTR31612G75-250	T25 TX Drive	250	5
	90	DTR31612G90-50	T25 TX Drive	50	6
	90	DTR31612G90-250	T25 TX Drive	250	5


T-REX17® DECKING SCREW - 316 S/STEEL BRONZE

Trim Head TX Drive - T-REX Teeth, Reverse Tip



Features & Benefits

- HEAD**
Trim Head
- DRIVE**
T20 TX drive
- FINISH**
- ENDORSEMENT**



*Please refer to the technical specification for fastener requirements or installation manual for each specific application you are working with.

DIA.	LENGTH (mm)	PRODUCT CODE	DRIVE	PCS/PACK	PACK / OUTER
316 Stainless Steel Bronze					
10G	65	DTRBZ10G65-250	T25 TX Drive	250	5

T-REX17®

DECKING SCREW - 316 S/STEEL

Cylindrical Head TX Drive - T-REX Teeth, Reverse Tip



T20 TX DRIVE

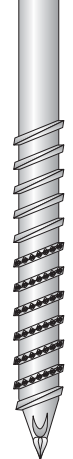


CYLINDRICAL HEAD



DOUBLE LOCKING

Prevent pull out up to 50%



T-REX TEETH

Quicker & Easier to install



REVERSE TIP

Minimizes splitting



DRIVER BIT
INCLUDED



ECKO-FRIENDLY
PACKAGING


Features & Benefits

- HEAD**
Cylindrical Head
- DRIVE**
T20 TX drive


ENDORSEMENT



FINISH




Kwila decking



Garapa decking



Vitex decking



SCAN THE CODE

FOR MORE INFO

*Please refer to the technical specification for fastener requirements or installation manual for each specific application you are working with.

DIA.	LENGTH (mm)	PRODUCT CODE	DRIVE	PCS/PACK	PACK / OUTER
316 Stainless Steel					
10G	60	DCL31610G60-50	T20 TX Drive	50	6
	60	DCL31610G60-250	T20 TX Drive	250	5
	60	DCL31610G60-500	T20 TX Drive	500	4
	60	DCL31610G60-1K	T20 TX Drive	1000	1
	65	DCL31610G65-50	T20 TX Drive	50	6
	65	DCL31610G65-250	T20 TX Drive	250	5
	65	DCL31610G65-500	T20 TX Drive	500	4
	65	DCL31610G65-1K	T20 TX Drive	1000	1
	75	DCL31610G75-50	T20 TX Drive	50	6
	75	DCL31610G75-250	T20 TX Drive	250	5
	75	DCL31610G75-500	T20 TX Drive	500	4
	75	DCL31610G75-1K	T20 TX Drive	1000	1

T-REX17®

TimbaTX® TIMBER SCREW

Countersunk Head TX Drive - Yellow Zinc



T20 & T25 TX DRIVE



COUNTERSUNK



T-REX TEETH
Quicker & Easier to install

TYPE 17
Self-piercing predrilling



DRIVER BIT
INCLUDED



ECKO-FRIENDLY
PACKAGING

Features & Benefits

HEAD
Countersunk Head

DRIVE
T20 TX drive (8G)
T25 TX drive (10G)

FINISH



Multi-Purpose

General construction

Furniture



*Please refer to the technical specification for fastener requirements or installation manual for each specific application you are working with.

DIA.	LENGTH (mm)	PRODUCT CODE	DRIVE	PCS/PACK	PACK / OUTER
Yellow Zinc					
8G	20	TTYZ8G20-200	T20 TX Drive	200	6
	20	TTYZ8G20-1K	T20 TX Drive	1000	5
	25	TTYZ8G25-200	T20 TX Drive	200	6
	25	TTYZ8G25-1K	T20 TX Drive	1000	5
	32	TTYZ8G32-200	T20 TX Drive	200	6
	32	TTYZ8G32-1K	T20 TX Drive	1000	5
	40	TTYZ8G40-150	T20 TX Drive	150	6
	40	TTYZ8G40-500	T20 TX Drive	500	5
	45	TTYZ8G45-150	T20 TX Drive	150	6
	45	TTYZ8G45-500	T20 TX Drive	500	5
	50	TTYZ8G50-125	T20 TX Drive	125	6
	50	TTYZ8G50-500	T20 TX Drive	500	5
	65	TTYZ8G65-125	T20 TX Drive	125	6
	65	TTYZ8G65-500	T20 TX Drive	500	5
	50	TTYZ10G50-100	T25 TX Drive	100	6
	50	TTYZ10G50-300	T25 TX Drive	300	5
10G	65	TTYZ10G65-100	T25 TX Drive	100	6
	65	TTYZ10G65-300	T25 TX Drive	300	5
	75	TTYZ10G75-75	T25 TX Drive	75	6
	75	TTYZ10G75-300	T25 TX Drive	300	5
	90	TTYZ10G90-75	T25 TX Drive	75	6
	90	TTYZ10G90-300	T25 TX Drive	300	5
	100	TTYZ10G100-75	T25 TX Drive	75	6
	100	TTYZ10G100-300	T25 TX Drive	300	5

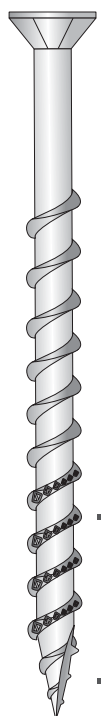
T-REX17®

TimbaTX® TIMBER SCREW

Countersunk Head TX Drive - OutDoor XGuard



T20 & T25 TX DRIVE



COUNTERSUNK

T-REX TEETH
Quicker & Easier to install

TYPE 17
Self-piercing predrilling



DRIVER BIT
INCLUDED



ECKO-FRIENDLY
PACKAGING

Features & Benefits

HEAD
Countersunk Head

DRIVE
T20 TX drive (8G)
T25 TX drive (10G)

FINISH



OutDoor XGuard Premium Coating.
Salt Spray Test exceeds 1000 hours.
Independently tested in New Zealand.



Multi-Purpose

General construction

Furniture



*Please refer to the technical specification for fastener requirements or installation manual for each specific application you are working with.

DIA.	LENGTH (mm)	PRODUCT CODE	DRIVE	PCS/PACK	PACK / OUTER
OutDoor XGuard					
8G	20	TTXG8G20-200	T20 TX Drive	200	6
	20	TTXG8G20-1K	T20 TX Drive	1000	5
	25	TTXG8G25-200	T20 TX Drive	200	6
	25	TTXG8G25-1K	T20 TX Drive	1000	5
	32	TTXG8G32-200	T20 TX Drive	200	6
	32	TTXG8G32-1K	T20 TX Drive	1000	5
	40	TTXG8G40-150	T20 TX Drive	150	6
	40	TTXG8G40-500	T20 TX Drive	500	5
	45	TTXG8G45-150	T20 TX Drive	150	6
	45	TTXG8G45-500	T20 TX Drive	500	5
	50	TTXG8G50-125	T20 TX Drive	125	6
	50	TTXG8G50-500	T20 TX Drive	500	5
	65	TTXG8G65-125	T20 TX Drive	125	6
	65	TTXG8G65-500	T20 TX Drive	500	5
10G	50	TTXG10G50-100	T25 TX Drive	100	6
	50	TTXG10G50-300	T25 TX Drive	300	5
	65	TTXG10G65-100	T25 TX Drive	100	6
	65	TTXG10G65-300	T25 TX Drive	300	5
	75	TTXG10G75-75	T25 TX Drive	75	6
	75	TTXG10G75-300	T25 TX Drive	300	5
	90	TTXG10G90-75	T25 TX Drive	75	6
	90	TTXG10G90-300	T25 TX Drive	300	5
	100	TTXG10G100-75	T25 TX Drive	75	6
	100	TTXG10G100-300	T25 TX Drive	300	5

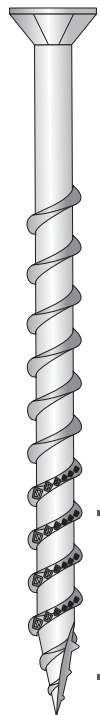
T-REX17®

TimbaTX® TIMBER SCREW

Countersunk Head TX Drive - 304 S/Steel



T20 & T25 TX DRIVE



COUNTERSUNK

T-REX TEETH

Quicker & Easier to install

TYPE 17

Self-piercing predrilling



DRIVER BIT
INCLUDED



ECKO-FRIENDLY
PACKAGING

Features & Benefits

HEAD
Countersunk Head

DRIVE
T20 TX drive (8G)
T25 TX drive (10G)

FINISH



Multi-Purpose

General construction

Furniture



*Please refer to the technical specification for fastener requirements or installation manual for each specific application you are working with.

DIA.	LENGTH (mm)	PRODUCT CODE	DRIVE	PCS/PACK	PACK / OUTER
304 Stainless Steel					
8G	20	TT3048G20-200	T20 TX Drive	200	6
	20	TT3048G20-1K	T20 TX Drive	1000	5
	25	TT3048G25-200	T20 TX Drive	200	6
	25	TT3048G25-1K	T20 TX Drive	1000	5
	32	TT3048G32-200	T20 TX Drive	200	6
	32	TT3048G32-1K	T20 TX Drive	1000	5
	40	TT3048G40-150	T20 TX Drive	150	6
	40	TT3048G40-500	T20 TX Drive	500	5
	45	TT3048G45-150	T20 TX Drive	150	6
	45	TT3048G45-500	T20 TX Drive	500	5
	50	TT3048G50-125	T20 TX Drive	125	6
	50	TT3048G50-500	T20 TX Drive	500	5
	65	TT3048G65-125	T20 TX Drive	125	6
	65	TT3048G65-500	T20 TX Drive	500	5
	50	TT30410G50-100	T25 TX Drive	100	6
10G	50	TT30410G50-300	T25 TX Drive	300	5
	65	TT30410G65-100	T25 TX Drive	100	6
	65	TT30410G65-300	T25 TX Drive	300	5
	75	TT30410G75-75	T25 TX Drive	75	6
	75	TT30410G75-300	T25 TX Drive	300	5
	90	TT30410G90-75	T25 TX Drive	75	6
	90	TT30410G90-300	T25 TX Drive	300	5
	100	TT30410G100-75	T25 TX Drive	75	6
	100	TT30410G100-300	T25 TX Drive	300	5

T-REX17® CONSTRUCTION SCREW

Wafer Head TX Drive - OutDoor XGuard, 304 S/Steel



**DRIVER BIT
EXCLUDED**

**ECKO-FRIENDLY
PACKAGING**

**TECHNICAL DATA
AVAILABLE**

■ Features & Benefits

■ HEAD

Wafer Head

■ DRIVE

TX drive. Allows higher torque transmission than other drive systems enabling fastenings to be tighter and therefore more secure.

■ FINISH



OutDoor XGuard
Premium Coating.
Salt Spray Test
exceeds 1000 hours.
Independently tested
in New Zealand.



SCAN THE CODE



FOR MORE INFO

*Please refer to the technical specification for fastener requirements or installation manual for each specific application you are working with.

T-REX17®

CONSTRUCTION SCREW

Wafer Head TX Drive - OutDoor XGuard & 304 S/Steel

DIA.	LENGTH (mm)	PRODUCT CODE	DRIVE	PCS/PACK	PACK / OUTER
OutDoor XGuard					
M6	80	TCWM680L-100	T30 TX Drive	100	18
	100	TCWM6100L-100	T30 TX Drive	100	18
	120	TCWM6120L-100	T30 TX Drive	100	12
	140	TCWM6140L-100	T30 TX Drive	100	8
	160	TCWM6160L-100	T30 TX Drive	100	8
	180	TCWM6180L-100	T30 TX Drive	100	8
M8	80	TCWM880L-50	T40 TX Drive	50	12
	100	TCWM8100L-50	T40 TX Drive	50	12
	120	TCWM8120L-50	T40 TX Drive	50	12
	140	TCWM8140L-50	T40 TX Drive	50	12
	160	TCWM8160L-50	T40 TX Drive	50	8
	180	TCWM8180L-50	T40 TX Drive	50	8
M10	200	TCWM8200L-50	T40 TX Drive	50	8
	80	TCWM1080L-50	T50 TX Drive	50	6
	100	TCWM10100L-50	T50 TX Drive	50	6
	120	TCWM10120L-50	T50 TX Drive	50	6
	140	TCWM10140L-25	T50 TX Drive	25	12
	160	TCWM10160L-25	T50 TX Drive	25	12
	180	TCWM10180L-25	T50 TX Drive	25	12
	200	TCWM10200L-25	T50 TX Drive	25	12
	220	TCWM10220L-25	T50 TX Drive	25	12
	240	TCWM10240L-25	T50 TX Drive	25	6
	260	TCWM10260L-25	T50 TX Drive	25	6
	280	TCWM10280L-25	T50 TX Drive	25	6
	300	TCWM10300L-25	T50 TX Drive	25	6
	360	TCWM10360L-25	T50 TX Drive	25	6
304 Stainless Steel					
M8	80	TCWSSM880L-50	T40 TX Drive	50	12
	100	TCWSSM8100L-50	T40 TX Drive	50	12
	120	TCWSSM8120L-50	T40 TX Drive	50	12
	140	TCWSSM8140L-50	T40 TX Drive	50	12
	160	TCWSSM8160L-50	T40 TX Drive	50	8
	180	TCWSSM8180L-50	T40 TX Drive	50	8
	200	TCWSSM8200L-50	T40 TX Drive	50	8

T-REX17® CONSTRUCTION SCREW

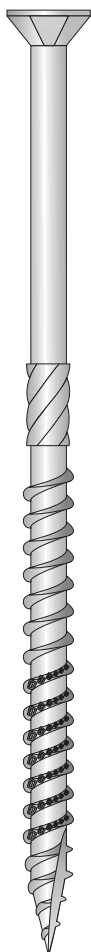
Countersunk Head TX Drive - OutDoor XGuard, 304 S/Steel



TX DRIVE



COUNTERSUNK



DOUBLE LOCKING

Prevent pull out up to 50%

T-REX TEETH

Quicker & Easier to install

TYPE 17

Self-piercing predrilling



DRIVER BIT
EXCLUDED

ECKO-FRIENDLY
PACKAGING

TECHNICAL DATA
AVAILABLE

■ Features & Benefits

■ HEAD

Countersunk Head

■ DRIVE

TX drive. Allows higher torque transmission than other drive systems enabling fastenings to be tighter and therefore more secure.


■ FINISH



OutDoor XGuard
Premium Coating.
Salt Spray Test
exceeds 1000 hours.
Independently tested
in New Zealand.



Timber construction



*Please refer to the technical specification for fastener requirements or installation manual for each specific application you are working with.

T-REX17®

CONSTRUCTION SCREW


Countersunk Head TX Drive - OutDoor XGuard & 304 S/Steel

DIA.	LENGTH (mm)	PRODUCT CODE	DRIVE	PCS/PACK	PACK / OUTER
OutDoor XGuard					
M8	100	TCCM8100L-50	T40 TX Drive	50	18
	120	TCCM8120L-50	T40 TX Drive	50	12
	140	TCCM8140L-50	T40 TX Drive	50	12
M10	100	TCCM10100L-50	T40 TX Drive	50	6
	120	TCCM10120L-50	T40 TX Drive	50	6
	140	TCCM10140L-50	T40 TX Drive	50	12
	160	TCCM10160L-50	T40 TX Drive	50	12
304 Stainless Steel					
M6	60	TCCSSM660L-100	T30 TX Drive	100	18
	80	TCCSSM680L-100	T30 TX Drive	100	18
	100	TCCSSM6100L-100	T30 TX Drive	100	18
	120	TCCSSM6120L-100	T30 TX Drive	100	12
	140	TCCSSM6140L-100	T30 TX Drive	100	12
M8	80	TCCSSM880L-50	T40 TX Drive	50	12
	100	TCCSSM8100L-50	T40 TX Drive	50	12
	120	TCCSSM8120L-50	T40 TX Drive	50	12
	140	TCCSSM8140L-50	T40 TX Drive	50	12
	160	TCCSSM8160L-50	T40 TX Drive	50	10
	180	TCCSSM8180L-50	T40 TX Drive	50	10
	200	TCCSSM8200L-50	T40 TX Drive	50	10

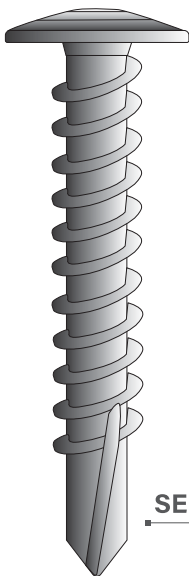
T-REX17®

BUTTON HEAD METAL SCREW

TX Drive - C4 Galvanised



TX DRIVE



BUTTON HEAD

SELF-DRILLING POINT



**DRIVER BIT
INCLUDED**



**ECKO-FRIENDLY
PACKAGING**



**FOR
METAL**

■ Features & Benefits

- **HEAD**
Button Head
- **DRIVE**
TX drive. Allows higher torque transmission than other drive systems enabling fastenings to be tighter and therefore more secure.
- **FINISH**

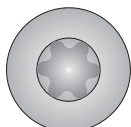


DIA.	LENGTH (mm)	PRODUCT CODE	DRIVE	PCS/PACK	PACK / OUTER
C4 Galvanised					
8G	16	BUTC48G16-200	T20 TX Drive	200	6
	20	BUTC48G20-200	T20 TX Drive	200	6
	30	BUTC48G30-200	T20 TX Drive	200	6

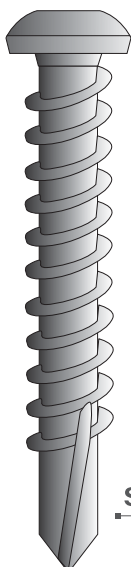
T-REX17®

WAFER HEAD METAL SCREW

TX Drive - C4 Galvanised



TX DRIVE



WAFER HEAD

SELF-DRILLING POINT



Features & Benefits

- HEAD**
Wafer Head
- DRIVE**
TX drive. Allows higher torque transmission than other drive systems enabling fastenings to be tighter and therefore more secure.
- FINISH**

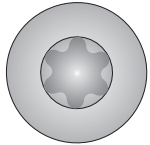


DIA.	LENGTH (mm)	PRODUCT CODE	DRIVE	PCS/PACK	PACK / OUTER
C4 Galvanised					
10G	16	WAFC410G16-100	T25 TX Drive	100	6
	20	WAFC410G20-100	T25 TX Drive	100	6
	30	WAFC410G30-100	T25 TX Drive	100	6

T-REX17®

COUNTERSUNK HEAD WINGED METAL SCREW

TX Drive - C4 Galvanised



TX DRIVE



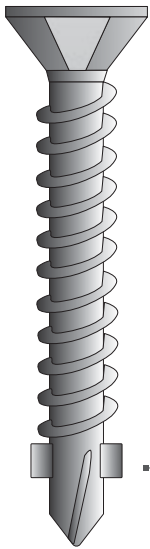
DRIVER BIT
INCLUDED



ECKO-FRIENDLY
PACKAGING



FOR
METAL



COUNTERSUNK

WINGED
SELF-DRILLING POINT

Features & Benefits


- **HEAD**
Countersunk Head
- **DRIVE**
TX drive. Allows higher torque transmission than other drive systems enabling fastenings to be tighter and therefore more secure.
- **FINISH**



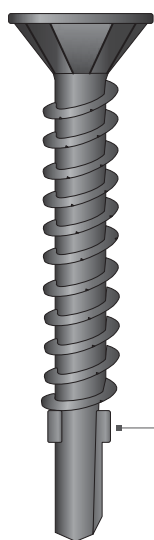
DIA.	LENGTH (mm)	PRODUCT CODE	DRIVE	PCS/PACK	PACK / OUTER
C4 Galvanised					
10G	35	WINC410G35-100	T25 TX Drive	100	6
	40	WINC410G40-100	T25 TX Drive	100	6
	45	WINC410G45-100	T25 TX Drive	100	6
	55	WINC410G55-100	T25 TX Drive	100	6
	65	WINC410G65-100	T25 TX Drive	100	6

T-REX17® COUNTERSUNK HEAD WINGED DEEP DRILLING METAL SCREW

TX Drive - OutDoor XGuard



TX DRIVE



COUNTERSUNK

**DEEP
DRILLING**

**WINGED SELF
DRILLING POINT**
Up to 12mm steel



**DRIVER BIT
INCLUDED**



**ECKO-FRIENDLY
PACKAGING**



**FOR
METAL**

■ Features & Benefits

- **HEAD**
Countersunk Head
- **DRIVE**
TX drive. Allows higher torque transmission than other drive systems enabling fastenings to be tighter and therefore more secure.
- **DRILLING CAPACITY**
Up to 12mm steel
- **FINISH**




DIA.	LENGTH (mm)	PRODUCT CODE	DRIVE	PCS/PACK	PACK / OUTER
OutDoor XGuard					
14G	65	WINC414G65-100	T30 TX Drive	100	6
	80	WINC414G80-100	T30 TX Drive	100	5
	100	WINC414G100-100	T30 TX Drive	100	5



T-REX17®

HEX HEAD, NO NEO WASHER WOOD SCREW

Hex Head, Type 17 - Yellow Zinc



HEX HEAD

TYPE 17



HEX SOCKET
DRIVER BIT
INCLUDED



ECKO-FRIENDLY
PACKAGING



FOR
TIMBER

Features & Benefits

■ HEAD
Hex Head

■ FINISH

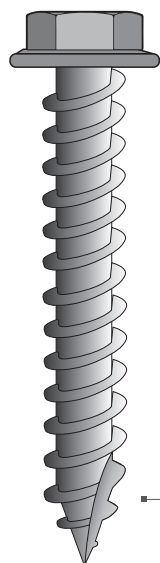


DIA.	LENGTH (mm)	PRODUCT CODE	DRIVE	PCS/PACK	PACK / OUTER
Yellow Zinc					
12G	35	HXYZT12G35-200	5/16 Hex Head no NEO	200	6
	35	HXYZT14G35-100	3/8 Hex Head no NEO, Excludes driver bit	100	6
14G	35	HXYZT14G35-200	3/8 Hex Head no NEO	200	6

T-REX17®

HEX HEAD, NO NEO WASHER WOOD SCREW

Hex Head, Type 17 - C4 Galvanised



HEX HEAD

TYPE 17



HEX SOCKET
DRIVER BIT
INCLUDED



ECKO-FRIENDLY
PACKAGING



FOR
TIMBER

Features & Benefits

■ **HEAD**
Hex Head

■ **FINISH**



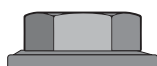
DIA.	LENGTH (mm)	PRODUCT CODE	DRIVE	PCS/PACK	PACK / OUTER
C4 Galvanised					
12G	25	HXC4T12G25-100	5/16 Hex Head no NEO	100	6
	35	HXC4T12G35-200	5/16 Hex Head no NEO	200	6
	40	HXC4T12G40-100	5/16 Hex Head no NEO	100	6
	45	HXC4T12G45-100	5/16 Hex Head no NEO, Excludes driver bit	100	6
	50	HXC4T12G50-100	5/16 Hex Head no NEO	100	6
14G	35	HXC4T14G35-100	3/8 Hex Head no NEO, Excludes driver bit	100	6
	35	HXC4T14G35-200	3/8 Hex Head no NEO	200	6
	50	HXC4T14G50-100	3/8 Hex Head no NEO, Excludes driver bit	100	5
	65	HXC4T14G65-100	3/8 Hex Head no NEO	100	5
	75	HXC4T14G75-100	3/8 Hex Head no NEO	100	5
	90	HXC4T14G90-100	3/8 Hex Head no NEO, Excludes driver bit	100	5
	100	HXC4T14G100-100	3/8 Hex Head no NEO	100	5

T-REX17®

HEX HEAD, NO NEO WASHER

WOOD SCREW

Hex Head, Type 17 - 316 S/Steel



HEX HEAD

T-REX TEETH
Quicker & Easier to install

TYPE 17



HEX SOCKET
DRIVER BIT
INCLUDED



ECKO-FRIENDLY
PACKAGING



FOR
TIMBER

Features & Benefits

■ HEAD
Hex Head

■ FINISH

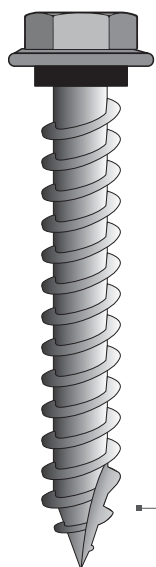


DIA.	LENGTH (mm)	PRODUCT CODE	DRIVE	PCS/PACK	PACK / OUTER
316 Stainless Steel					
12G	25	HX316T12G25-100	5/16 Hex Head no NEO	100	6
	35	HX316T12G35-100	5/16 Hex Head no NEO	100	6
	50	HX316T12G50-100	5/16 Hex Head no NEO	100	6
	65	HX316T12G65-100	5/16 Hex Head no NEO	100	5
	75	HX316T12G75-100	5/16 Hex Head no NEO	100	5
14G	25	HX316T14G25-100	3/8 Hex Head no NEO	100	6
	35	HX316T14G35-100	3/8 Hex Head no NEO	100	6
	50	HX316T14G50-100	3/8 Hex Head no NEO	100	5
	65	HX316T14G65-100	3/8 Hex Head no NEO	100	5
	75	HX316T14G75-100	3/8 Hex Head no NEO	100	5
	90	HX316T14G90-100	3/8 Hex Head no NEO	100	5
	100	HX316T14G100-100	3/8 Hex Head no NEO	100	5
	125	HX316T14G125-100	3/8 Hex Head no NEO	100	5

T-REX17®

HEX HEAD, NEO WASHER WOOD SCREW

Hex Head, Type 17 - C4 Galvanised



HEX HEAD

NEO WASHER

TYPE 17



HEX SOCKET
DRIVER BIT
INCLUDED



ECKO-FRIENDLY
PACKAGING



FOR
TIMBER

Features & Benefits

- **HEAD**
Hex Head NEO washer
- **FINISH**



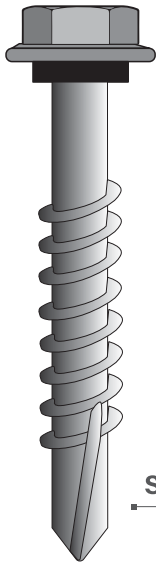
DIA.	LENGTH (mm)	PRODUCT CODE	DRIVE	PCS/PACK	PACK / OUTER
C4 Galvanised					
10G	25	HXC4T10G25N-50	5/16 Hex Head NEO washer, Excludes driver bit.	50	6
	25	HXC4T10G25N-100	5/16 Hex Head NEO washer	100	6
	35	HXC4T12G35N-50	5/16 Hex Head NEO washer, Excludes driver bit.	50	6
12G	35	HXC4T12G35N-100	5/16 Hex Head NEO washer, Excludes driver bit.	100	6
	45	HXC4T12G45N-50	5/16 Hex Head NEO washer, Excludes driver bit.	50	6
	45	HXC4T12G45N-100	5/16 Hex Head NEO washer, Excludes driver bit.	100	6
	50	HXC4T12G50N-50	5/16 Hex Head NEO washer, Excludes driver bit.	50	6
	50	HXC4T12G50N-100	5/16 Hex Head NEO washer	100	6
	65	HXC4T12G65N-25	5/16 Hex Head NEO washer, Excludes driver bit.	25	6
	65	HXC4T12G65N-100	5/16 Hex Head NEO washer	100	6
	65	HXC4T12G65N-200	5/16 Hex Head NEO washer	200	5
	75	HXC4T12G75N-25	5/16 Hex Head NEO washer, Excludes driver bit.	25	6
	75	HXC4T12G75N-100	5/16 Hex Head NEO washer, Excludes driver bit.	100	6
	75	HXC4T12G75N-200	5/16 Hex Head NEO washer, Excludes driver bit.	100	6
14G	55	HXC4T14G55N-100	3/8 Hex Head NEO washer	100	6
	65	HXC4T14G65N-100	3/8 Hex Head NEO washer	100	6
	75	HXC4T14G75N-25	3/8 Hex Head NEO washer, Excludes driver bit.	25	6
	75	HXC4T14G75N-100	3/8 Hex Head NEO washer	100	6
	75	HXC4T14G75N-200	3/8 Hex Head NEO washer	200	4
	90	HXC4T14G90N-25	3/8 Hex Head NEO washer, Excludes driver bit.	25	6
	90	HXC4T14G90N-100	3/8 Hex Head NEO washer	100	5
	100	HXC4T14G100N-25	3/8 Hex Head NEO washer, Excludes driver bit.	25	6
	100	HXC4T14G100N-100	3/8 Hex Head NEO washer	100	5
	100	HXC4T14G100N-200	3/8 Hex Head NEO washer	200	4
	100	HXC4T14G100N-200	3/8 Hex Head NEO washer	200	4



T-REX17®

HEX HEAD, NEO WASHER METAL SCREW

Hex Head - C4 Galvanised



HEX HEAD

NEO WASHER

SELF-DRILLING POINT



HEX SOCKET
DRIVER BIT
INCLUDED



ECKO-FRIENDLY
PACKAGING




FOR
METAL

Features & Benefits

■ HEAD
Hex Head

■ FINISH




DIA.	LENGTH (mm)	PRODUCT CODE	DRIVE	PCS/PACK	PACK / OUTER
C4 Galvanised					
10G	16	HXC4S10G16N-50	5/16 Hex Head NEO washer	50	6
	20	HXC4S12G20N-50		50	6
	25	HXC4S12G25N-50		50	6
	35	HXC4S12G35N-50		50	6
12G	45	HXC4S12G45N-50		50	6
	55	HXC4S12G55N-50		50	6
	65	HXC4S12G65N-50		50	6
	65	HXC4S12G65N-100		100	6
14G	65	HXC4S14G65N-100	3/8 Hex Head NEO washer	100	6
	75	HXC4S14G75N-100		100	6

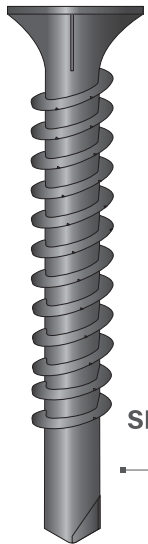
T-REX17®

BUGLE HEAD DEEP DRILLING METAL SCREW

TX Drive - C4 Galvanised



TX DRIVE



BUGLE HEAD

**DEEP
DRILLING**

SELF- DRILLING POINT
Up to 12mm steel



**DRIVER BIT
INCLUDED**



**ECKO-FRIENDLY
PACKAGING**



**FOR
METAL**

■ Features & Benefits


- **HEAD**
Bugle Head
- **DRIVE**
TX drive. Allows higher torque transmission than other drive systems enabling fastenings to be tighter and therefore more secure.
- **DRILLING CAPACITY**
Up to 12mm steel
- **FINISH**



DIA.	LENGTH (mm)	PRODUCT CODE	DRIVE	PCS/PACK	PACK / OUTER
C4 Galvanised					
14G	50	BHC4S14G50-100	T30 TX Drive	100	6
	75	BHC4S14G75-100	T30 TX Drive	100	5
	100	BHC4S14G100-100	T30 TX Drive	100	5

T-REX17® WanzFit™ SCREW

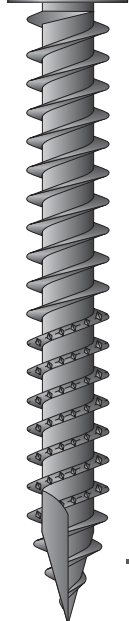
Pan Head TX Drive - 304 S/Steel



T25 TX DRIVE



PAN HEAD



T-REX TEETH
Quicker & Easier to install

TYPE 17
Self-piercing predrilling



DRIVER BIT
INCLUDED




ECKO-FRIENDLY
PACKAGING

Features & Benefits

- **HEAD**
Pan Head
- **DRIVE**
T25 TX drive
- **APPLICATIONS**
Sill support bar
Windows
- **FINISH**



Windows



DIA.	LENGTH (mm)	PRODUCT CODE	DRIVE	PCS/PACK	PACK / OUTER
304 Stainless Steel					
10G	50	PH30410G50-300	T25 TX Drive	300	5



Note: The WANZ sill support bars, as described on the Components page (Page 37) are designed to fit a number of different claddings and circumstances. Selection of the correct bar, and its installation, is important. Please refer to the following to assist in the selection.

COMMENT


Support bars and mechanisms are rated for their capacity to support the total weight of a joinery unit when installed at given offsets from the frame depending on cladding type. Designers select the an appropriate complying support mechanism for the joinery weight. Manufacturers provide build-in instructions for support bars and mechanisms.

Fixing Options;

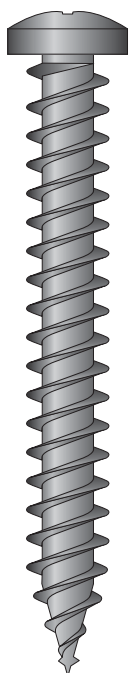
- i. The generic fixing method into timber is 10g x 50mm pan head stainless steel screws, positioned at each end of the bar and at a maximum of 300mm centres between.
- ii. When fixing to concrete, the Heavy-Duty bars must be used. The same screws and fixing centres, as noted above, apply but the screws would be driven into nylon plugs or similar.
- iii. For concrete the screws may be substituted for 6mm masonry anchors, at the same centres. However, in order to achieve the required edge clearance that these fasteners require, the Heavy-Duty bar must be re-drilled to suit.

T-REX17® SELF-TAPPING SCREW

Pan Head Square Drive - 304 S/Steel



SQUARE DRIVE



PAN HEAD



DRIVER BIT
INCLUDED



ECKO-FRIENDLY
PACKAGING

Features & Benefits

- **HEAD**
Pan Head
- **DRIVE**
Square drive
- **APPLICATIONS**
Metal & Wood

FINISH



SCAN THE CODE



FOR MORE INFO

DIA.	LENGTH (mm)	PRODUCT CODE	DRIVE	PCS/PACK	PACK / OUTER
304 Stainless Steel					
8G	20	PH3048G20-200	#2 Square Drive	200	6
	25	PH3048G25-200	#2 Square Drive	200	6
	32	PH3048G32-200	#2 Square Drive	200	6
	40	PH3048G40-200	#2 Square Drive	200	6
	50	PH3048G50-200	#2 Square Drive	200	6

ECKO T-REX17® DRIVER BIT SET



Internal Hex Drive



PRODUCT CODE	DRIVE	TO SUIT	PCS/PACK	PACK/OUTER
Internal Hex Drive				
A-HEX5-3	HEX 5mm	14g Batten Screw (OutDoor XGuard, SS316).	3	8

TX Drive



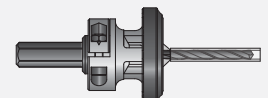
PRODUCT CODE	DRIVE	TO SUIT	PCS/PACK	PACK/OUTER
TX Drive				
A-TX15-3	T15 TX Drive	8g JoltScrew.	3	8
A-TX20-3	T20 TX Drive	10g decking screw trim & cylindrical head, 8g TimbaTX® screw, 8g button head metal screw.	3	8
A-TX25-3	T25 TX Drive	10g decking screw csk & oval head, 12g decking screw trim head, 10g purlin screw, 10g TimbaTX® screw, 10g wafer head metal screw, 10g winged metal screw.	3	8
A-TX30-3	T30 TX Drive	M6 construction screw.	3	8
A-TX40-3	T40 TX Drive	M8 construction screw, 14g batten screw (SS304).	3	8
A-TX50-3	T50 TX Drive	M10 construction screw.	3	8

Socket Driver Bit



PRODUCT CODE	DRIVE	TO SUIT	PCS/PACK	PACK/OUTER
Socket Driver Bit				
A-HEX516-2	5/16 HEX DRIVE	10g & 12g hex head wood and metal screw.	2	8
A-HEX38-2	3/8 HEX DRIVE	14g hex head wood and metal screw.	2	8

Adjustable Countersunk Drill Bit



PRODUCT CODE	DRIVE	TO SUIT	PCS/PACK	PACK/OUTER
Adjustable Countersunk Drill Bit				
A-CSKBIT1012G	10-12G	Includes 1 x allen key, 2 x drill bits	1	6

